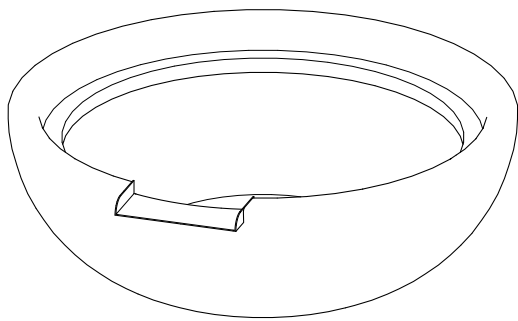
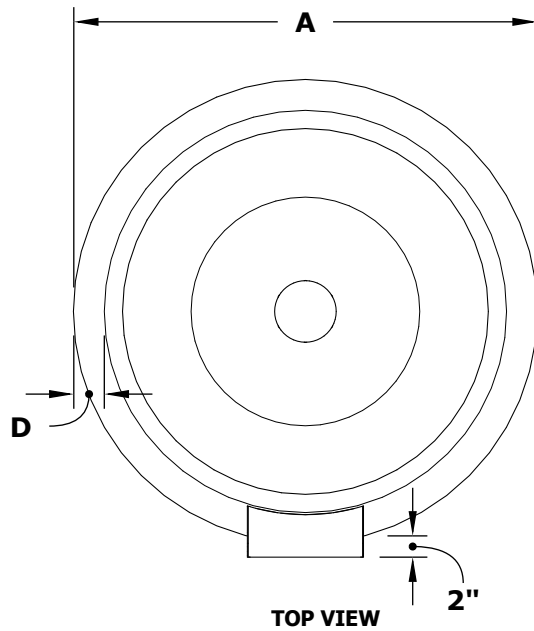


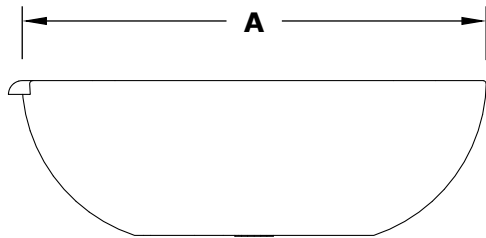
SEDONA WATER BOWL- GFRC CONCRETE



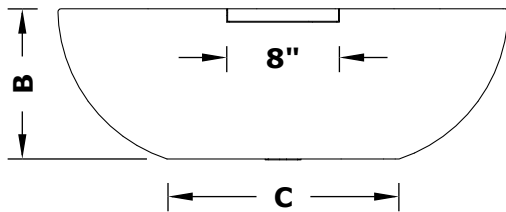
ISOMETRIC VIEW




TOP VIEW



RIGHT SIDE VIEW

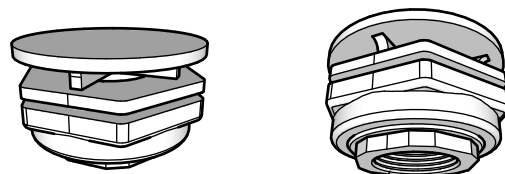


FRONT SIDE VIEW



SECTION CUT

Smooth Flow Water Fitting (1 1/2" Connection)



1 1/2" Inlet

SKU	A	B	C	D	GPM
OPT-27RWO	27"	10"	12"	2"	7-10
OPT-33RWO	33"	11"	18"	1.5"	7-10

Fire Bowl Material: GFRC Concrete
 Finish: Smooth Finish
 Includes: Copper Spillway and Water Fitting Connection