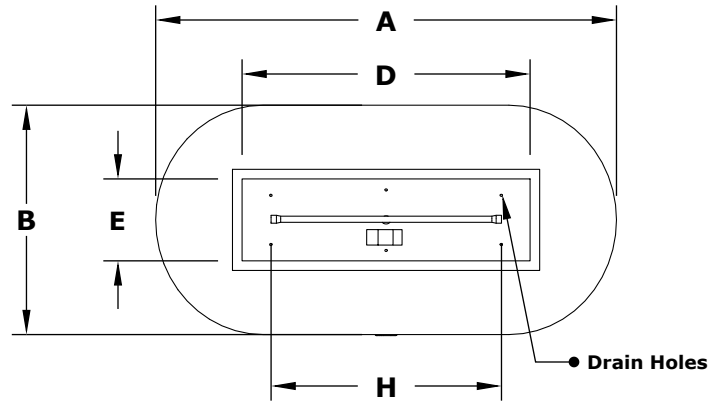
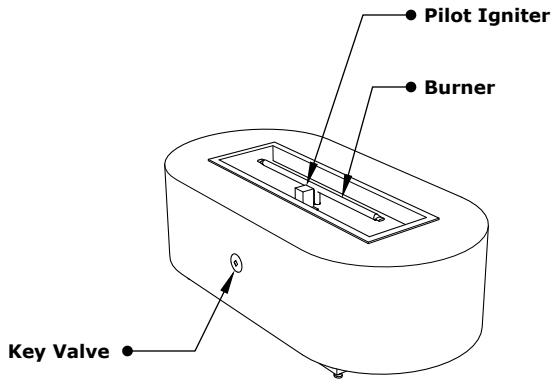
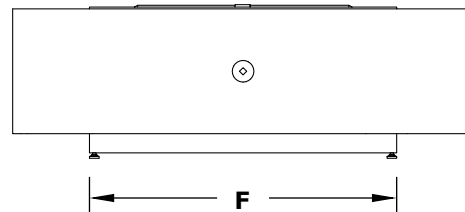
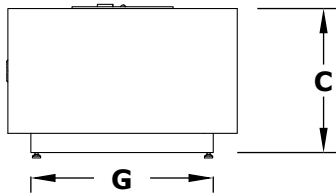


BISPO METAL FIRE PIT



ISOMETRIC VIEW

TOP VIEW



RIGHT SIDE VIEW

FRONT SIDE VIEW

Hammered Copper	Corten Steel	Stainless Steel	Powder Coat	A	B	C	D	E	F	G	H	BTU
OPT-BSPCPR48	OPT-BSPCS48	OPT-BSPSS48	OPT-BSPPC48	48"	28"	15"	30"	10"	32"	19"	24"	40,000
OPT-BSPCPR60	OPT-BSPCS60	OPT-BSPSS60	OPT-BSPPC60	60"	28"	15"	42"	10"	44"	19"	36"	60,000
OPT-BSPCPR72	OPT-BSPCS72	OPT-BSPSS72	OPT-BSPPC72	72"	28"	15"	54"	10"	56"	19"	48"	80,000
OPT-BSPCPR84	OPT-BSPCS84	OPT-BSPSS84	OPT-BSPPC84	84"	28"	15"	66"	10"	68"	19"	60"	100,000

Fire Pit Material: Various Metals
 Pan Material: 304 Stainless Steel
 Burner Material: 304 Stainless Steel

Standard 1" Flange on all pans
 Standard 2" Depth on all pans

110V ELECTRONIC IGNITION
 ANSI Z21.97-(2017) / CSA 2.41-(2017)



Match Lit Unit Includes: Pan, Burner, Gas Orifice, Gas Hoses, Key Valve, Key,
 110v Ignition Unit Includes: Pan, Burner, Gas Orifice, Gas Hoses, Key Valve, Key, Plug & Play Electronic Valve, Pilot Igniter.

Proprietary & Confidential: The information contained in this drawing is the sole property of **The Outdoor Plus**. Any reproduction or as a whole without written permission of **The Outdoor Plus** is prohibited.