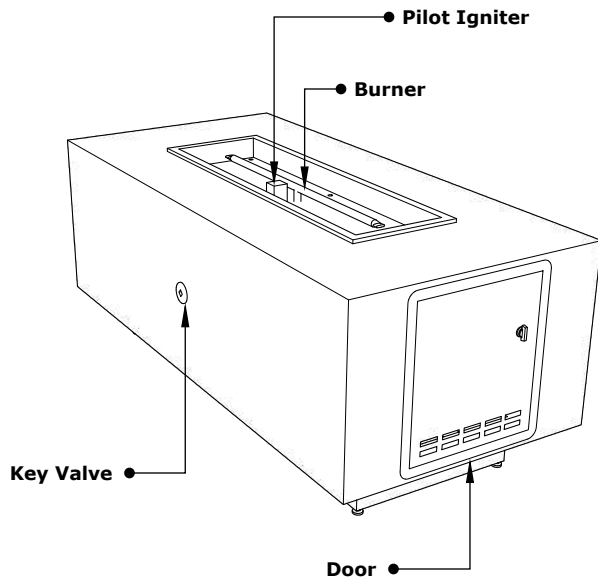
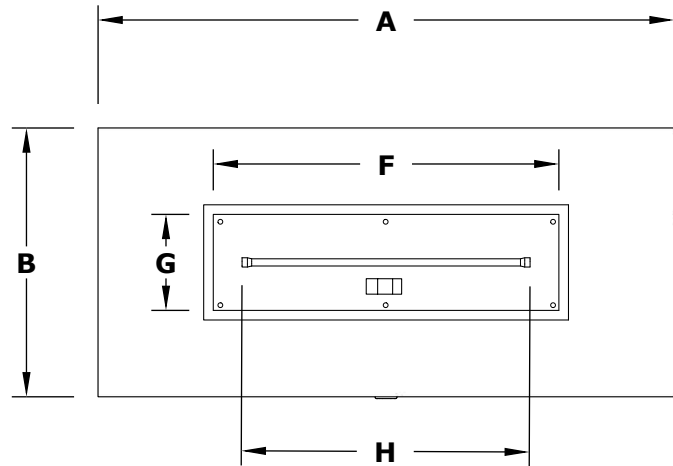


CATALINA FORM FIRE PIT

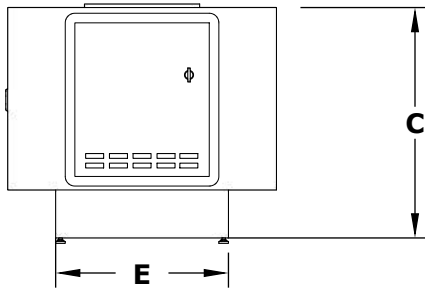
READY TO FINISH



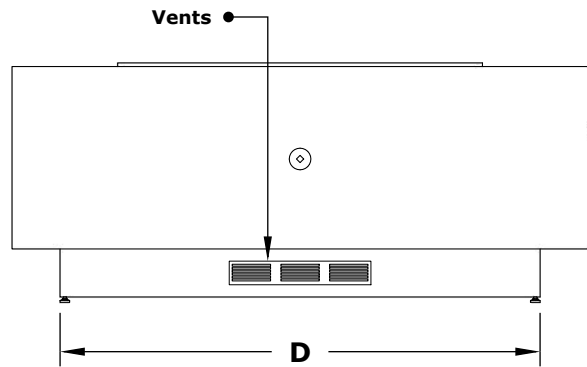
ISOMETRIC VIEW



TOP VIEW



RIGHT SIDE VIEW



FRONT SIDE VIEW

PART NUMBER	A	B	C	D	E	F	G	H	BTU
OPT-UCTDR60PB	60"	28"	24"	50"	18"	36"	10"	30"	65,000
OPT-UCTDR72PB	72"	28"	24"	62"	22"	48"	10"	42"	65,000
OPT-UCTDR84PB	84"	28"	24"	74"	18"	60"	10"	54"	65,000
OPT-UCTDR96PB	96"	28"	24"	86"	18"	72"	10"	60"	65,000
OPT-UCTDR108PB	108"	28"	24"	98"	18"	84"	10"	72"	65,000
OPT-UCTDR120PB	120"	28"	24"	110"	18"	96"	10"	84"	65,000

Fire Pit Material: GFRC Concrete
 Pan Material: 304 Stainless Steel
 Burner Material: 304 Stainless Steel
 Standard 1" Flange on all pans
 Standard 2" Depth on all pans
110V ELECTRONIC IGNITION
 ANSI Z21.97-(2017) / CSA 2.41-(2017)



Match Lit Unit Includes: Pan, Burner, Gas Orifice, Gas Hoses, Key Valve, Key,
 110v Ignition Unit Includes: Pan, Burner, Gas Orifice, Gas Hoses, Key Valve, Key, Plug & Play Electronic Valve, Pilot Igniter.