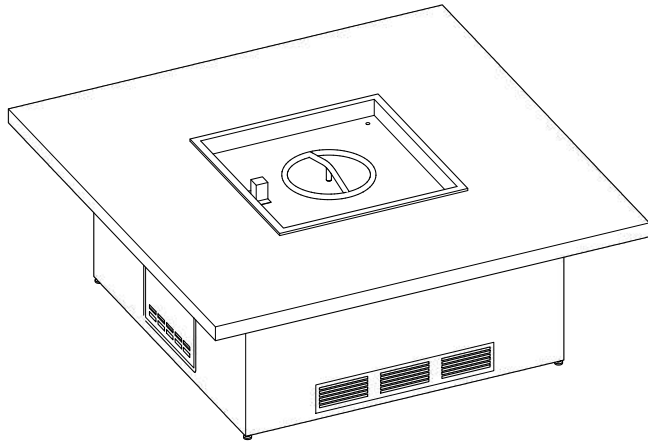
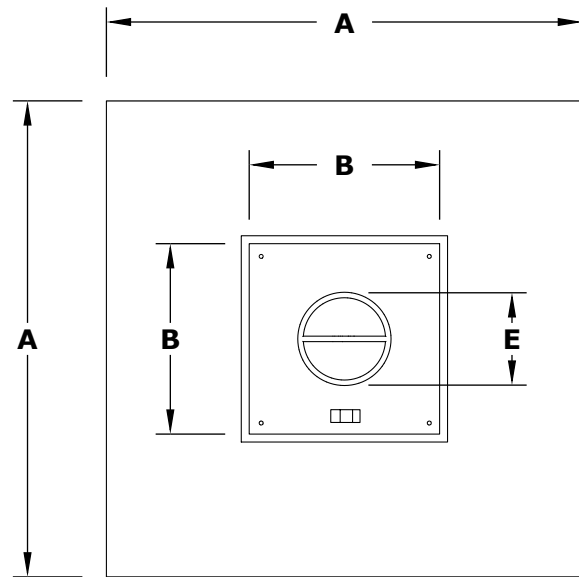


SQUARE TABLE FORM - 24"

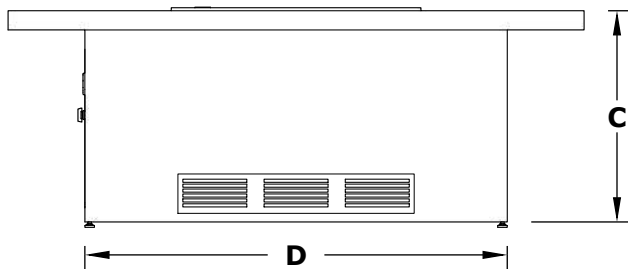
READY TO FINISH



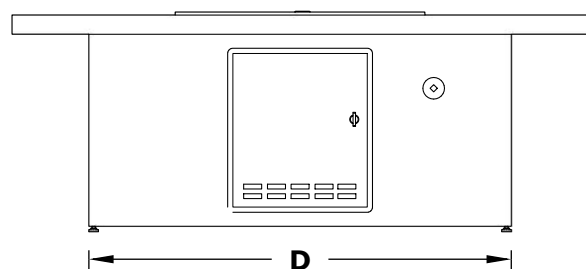
ISOMETRIC VIEW



TOP VIEW



RIGHT SIDE VIEW



FRONT SIDE VIEW

PART NUMBER	A	B	C	D	E	BTU
OPT-ST36DRPB	36"	18"	24"	20"	12"	65,000
OPT-ST48DRPB	48"	18"	24"	32"	12"	65,000
OPT-ST60DRPB	60"	24"	24"	44"	12"	65,000
OPT-ST72DRPB	72"	30"	24"	56"	18"	65,000
OPT-ST84DRPB	84"	36"	24"	68"	18"	65,000

Fire Pit Material: GFRC Concrete
 Pan Material: 304 Stainless Steel
 Burner Material: 304 Stainless Steel

Standard 1" Depth on all pans
 Standard 2" Depth on all pans

110V ELECTRONIC IGNITION
 ANSI Z21.97-(2017) / CSA 2.41-(2017)



Match Lit Unit Includes: Pan, Burner, Gas Orifice, Gas Hoses, Key Valve, Key,
 110v Ignition Unit Includes: Pan, Burner, Gas Orifice, Gas Hoses, Key Valve, Key, Plug & Play Electronic Valve, Pilot Igniter.

Proprietary & Confidential: The information contained in this drawing is the sole property of **The Outdoor Plus**. Any reproduction or as a whole without written permission of **The Outdoor Plus** is prohibited.