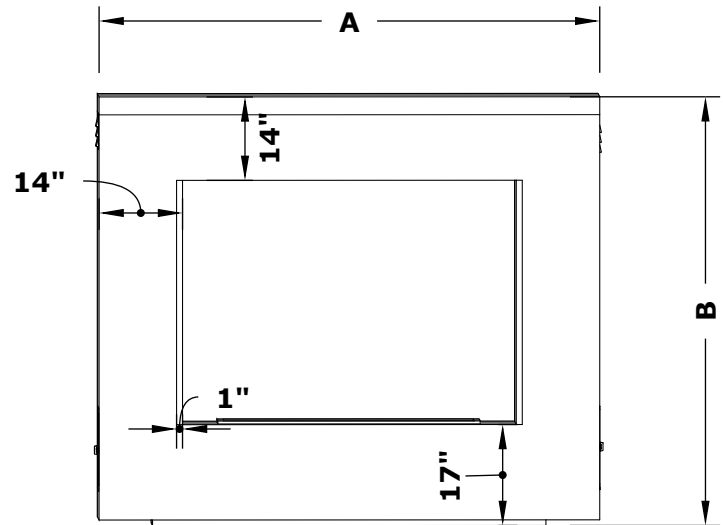
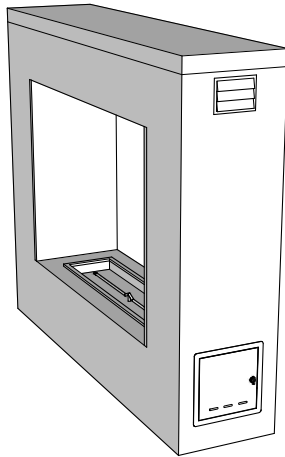



The Williams Fireplace

Ready-to-Finish

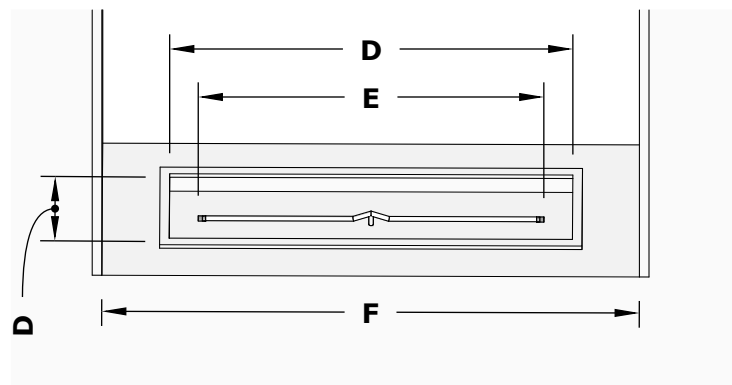


TOP VIEW

ISOMETRIC VIEW



RIGHT SIDE VIEW



FRONT SIDE VIEW

PART NUMBER	A	B	C	D	E	F	BTU
TFL-WILL72	72"	72"	20"	30" x 10"	24"	44"	TBD
TFL-WILL84	84"	72"	20"	42" x 10"	36"	56"	TBD
TFL-WILL96	96"	72"	20"	54" x 10"	48"	68"	TBD

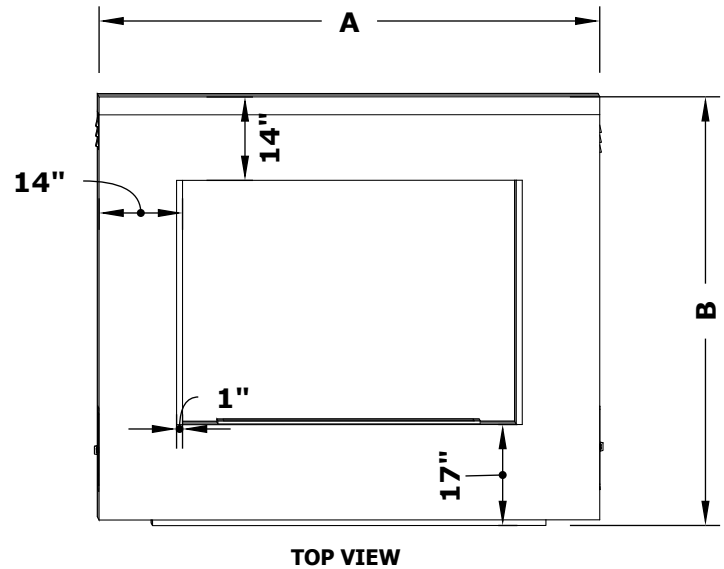
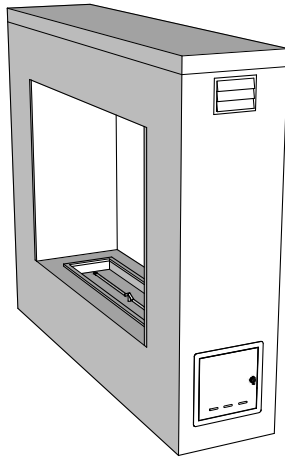
Fire Pit Material: Ready-to-Finish
 Pan Material: 304 Stainless Steel
 Burner Material: 304 Stainless Steel
 Standard 2" Depth on all pans
110V ELECTRONIC IGNITION
 ANSI Z21.97-(2017) / CSA 2.41-(2017)



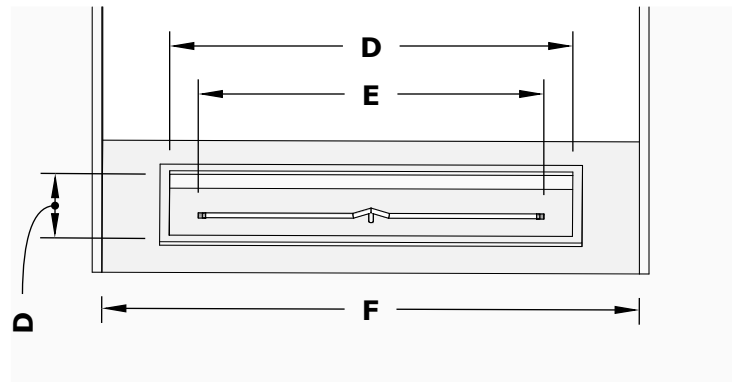

Match Lit Unit Includes: Pan, Burner, Gas Orifice, Gas Hoses, Key Valve, Key,
 110v Ignition Unit Includes: Pan, Burner, Gas Orifice, Gas Hoses, Key Valve, Key, Plug & Play Electronic Valve, Pilot Igniter.

The Williams Fireplace

Metal - Powder Coat/Corten Steel/Stainless Steel



ISOMETRIC VIEW



PART NUMBER	A	B	C	D	E	F	BTU
TFL-WILL72	72"	72"	20"	30" x 10"	24"	44"	TBD
TFL-WILL84	84"	72"	20"	42" x 10"	36"	56"	TBD
TFL-WILL96	96"	72"	20"	54" x 10"	48"	68"	TBD

Fire Pit Material: Ready-to-Finish
 Pan Material: 304 Stainless Steel
 Burner Material: 304 Stainless Steel
 Standard 2" Depth on all pans
110V ELECTRONIC IGNITION
 ANSI Z21.97-(2017) / CSA 2.41-(2017)



Match Lit Unit Includes: Pan, Burner, Gas Orifice, Gas Hoses, Key Valve, Key,
 110v Ignition Unit Includes: Pan, Burner, Gas Orifice, Gas Hoses, Key Valve, Key, Plug & Play Electronic Valve, Pilot Igniter.