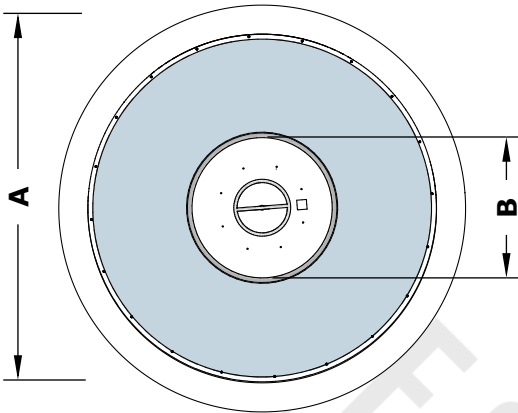
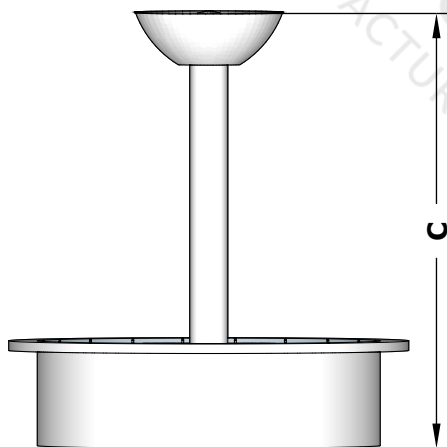


72" Osiris

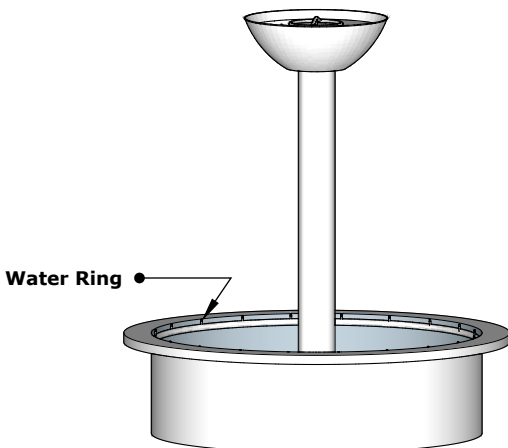
Copper



TOP VIEW



FRONT SIDE VIEW



RIGHT SIDE VIEW

SPECIFICATION

PART NUMBER	A	B	C	GPM
OPT-OLY60E-NG	78"	24"	80"	
OPT-OLY60E-LG	78"	24"	80"	

Gas Requirements

Gas Type: Natural Gas or Propane
Gas Inlet: 1/2" NPT Female
Total BTU: 65K - 125K

**All Electronic Units are CSA Certified

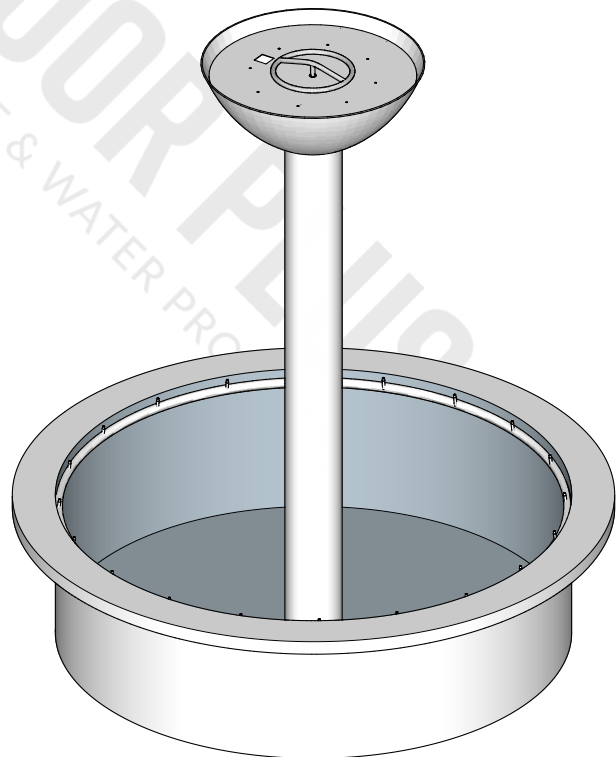


What's Included?

Low Voltage Unit:

-Fire Pan, Burner, Gas Orifice, Gas Hose, Key Valve with Key, Low Voltage Electronic Valve, Pilot Ignitor

Standard 2" Depth on all pans



ISOMETRIC VIEW

Drawn By	Mia L.
Date Created	June 6, 2023