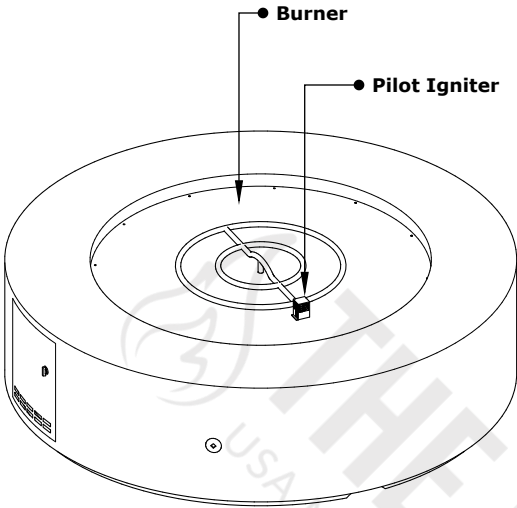
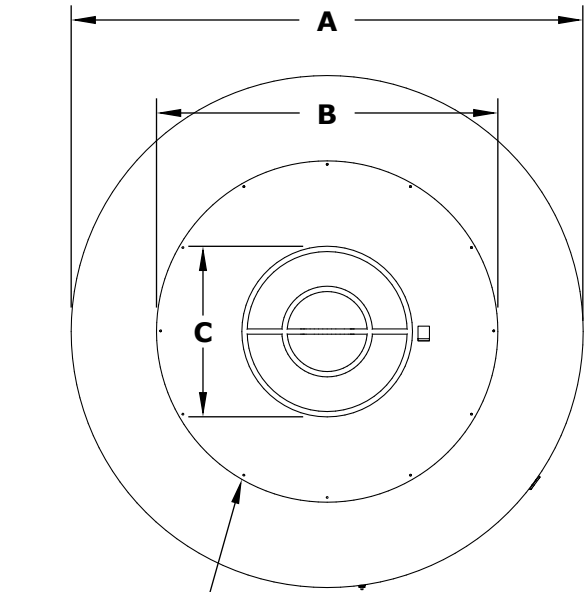


# FLORENCE FIRE PIT - 20" Tall

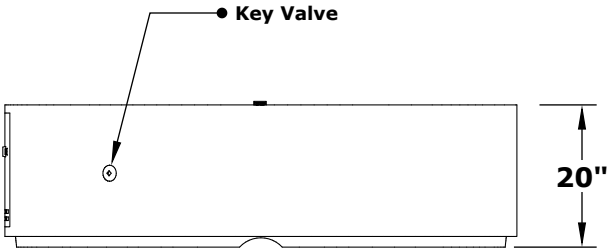
GFRC CONCRETE



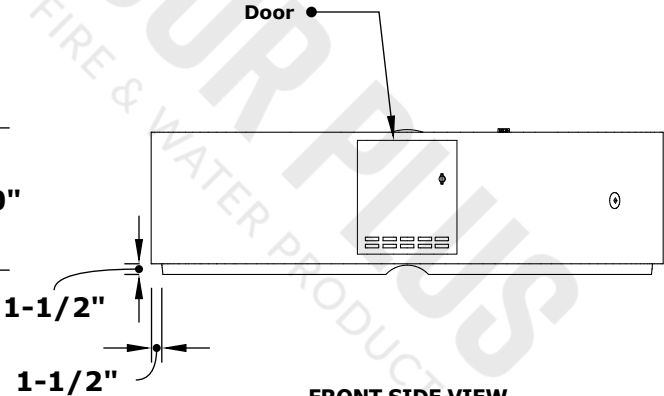
ISOMETRIC VIEW



TOP VIEW



RIGHT SIDE VIEW



FRONT SIDE VIEW

SKU	A	B	C	BTU
OPT-FL4620	46"	21"	12"	65,000
OPT-FL5420	54"	30"	12"	65,000
OPT-FL7220	72"	48"	24"	190,000

Fire Pit Material: GFRC CONCRETE  
 Pan Material: 304 Stainless Steel  
 Burner Material: 304 Stainless Steel  
 Standard 2" Depth on all pans  
**110V ELECTRONIC IGNITION**  
 ANSI Z21.97-(2017) / CSA 2.41-(2017)



Match Lit Unit Includes: Pan, Burner, Gas Orifice, Gas Hoses, Key Valve, Key,  
 110v Ignition Unit Includes: Pan, Burner, Gas Orifice, Gas Hoses, Key Valve,  
 Key, Plug & Play Electronic Valve, Pilot Igniter.

Drawn By	Jains L.
Date Created	January 13th, 2025

**Proprietary & Confidential:** The information contained in this drawing is the sole property of **The Outdoor Plus**. Any reproduction or as a whole without written permission of **The Outdoor Plus** is prohibited.